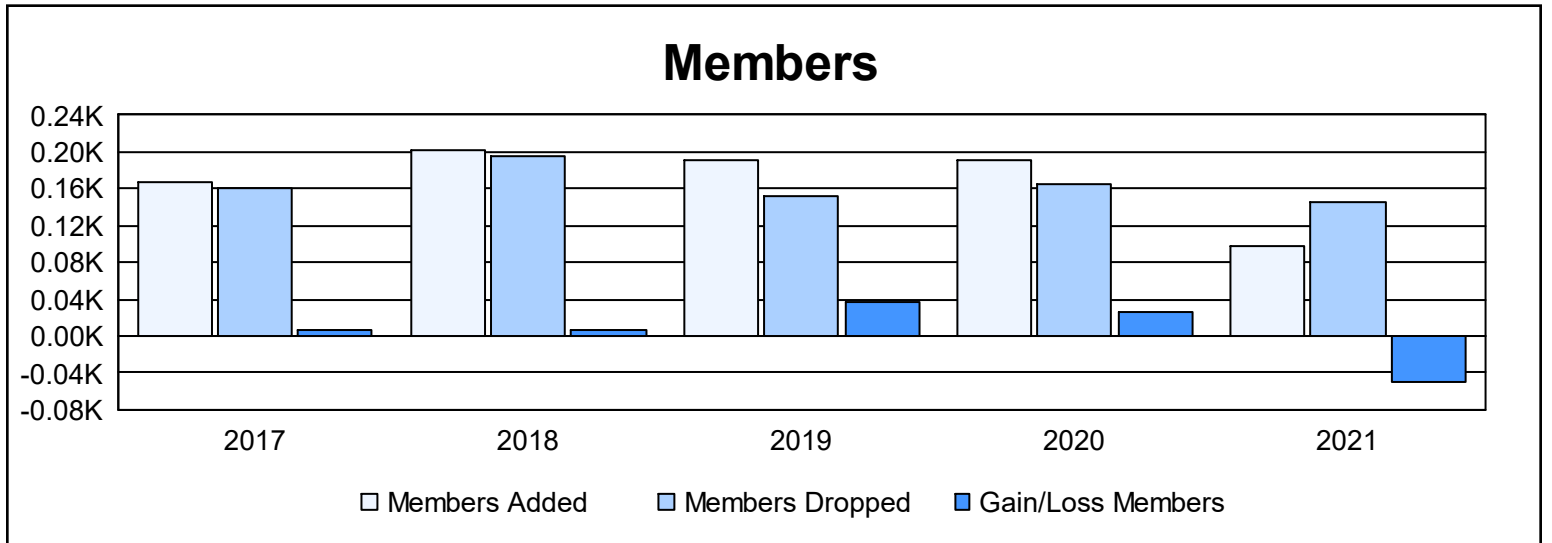
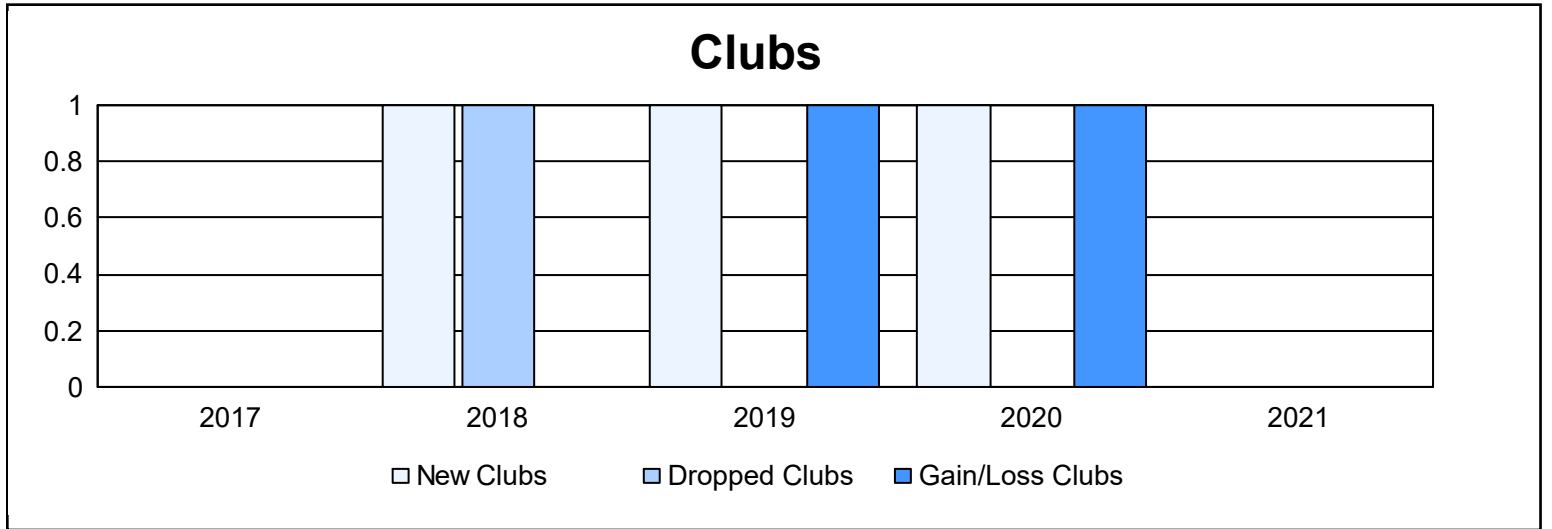
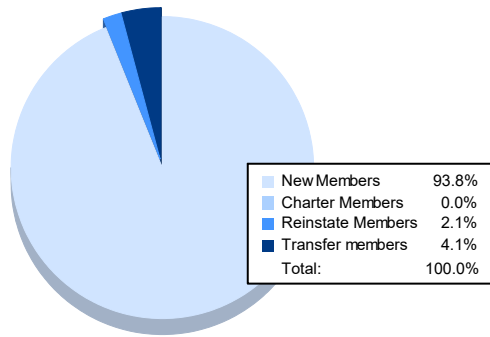


| Year | New Clubs | Dropped Clubs | Gain/ Loss Clubs | New Members | Charter Members | Reinstate Members | Transfer Members | Total Member Added | Total Members Dropped | Gain/ Loss Members |
|----------------|-----------|---------------|------------------|-------------|-----------------|-------------------|------------------|--------------------|-----------------------|--------------------|
| 2016-2017 | 0 | 0 | 0 | 158 | 0 | 3 | 6 | 167 | 161 | 6 |
| 2017-2018 | 1 | 1 | 0 | 167 | 21 | 4 | 10 | 202 | 195 | 7 |
| 2018-2019 | 1 | 0 | 1 | 156 | 22 | 2 | 10 | 190 | 153 | 37 |
| 2019-2020 | 1 | 0 | 1 | 155 | 21 | 1 | 13 | 190 | 164 | 26 |
| 2020-2021 | 0 | 0 | 0 | 91 | 0 | 2 | 4 | 97 | 146 | -49 |
| Average | 1 | 0 | 0 | 145 | 13 | 2 | 9 | 169 | 164 | 5 |



Membership Composition June 2021 Cumulative



Gender Composition June 2021 Cumulative

